



# Note To Teacher

Please go through the slides to make any copies of links provided before the lesson.

Check Notes for links to copy and suggestions.

These slides contain Pear Deck, make sure to click on Add-Ons → Pear Deck for the presentation to work for students.  
Delete this slide afterward.



# Title IX Lesson

Grade 9

# SAFE SPACE

**a place  
intended to be  
free of bias,  
conflict,  
criticism, or  
potentially  
threatening  
actions, ideas,  
or  
conversations.**

# Safe Space Disclaimer

This is a safe space for all students. Our school district is committed to making this a welcoming, open space for everyone to learn, grow and develop.

We can maintain our safe space by:

- Showing respect for others as individuals
  - learning and using their preferred names and pronouns
- Providing room for each person to explore their own identities
  - Allowing others to define their own identities and to speak for themselves
- Supporting an atmosphere of learning and growth
- Respecting confidentiality



**Agreement: I understand that this is a safe space and agree to do my part to maintain that safe space during this lesson/activity.**

---



# Caution

*What we discuss, may cause stirring of extreme emotions. If you need to break away or talk to someone, please privately let me know, I will get you to the correct resource.*



**TRIGGER  
WARNING**



# Sexual Harassment & Bullying

By the end of the lesson, we will:

- ❑ define two types of harassment
- ❑ discuss what harassment looks like
- ❑ understand our role in recognizing and reporting harassment through allyship
- ❑ understand how to safely report harassment

**When hearing/seeing the  
word unwelcome, what  
comes to mind?**



Students, write your response!



# What is Sexual Harassment?

Law defines sexual harassment as:

**Any unwanted or unwelcome behavior -- of a sexual nature -- that makes you feel uncomfortable, fearful or powerless, and interferes with your schoolwork.**

**Sexual harassment can happen to anyone.**

**If you were to explain sexual harassment to a friend, how would explain it?**



Students, write your response!

**True or False:**  
**Sexual Harassment can  
happen to all people?**



Students choose an option

---

# Sexual Harassment: What is it?



**Based on the video,  
what are the different  
ways that people can  
be sexually harassed?**



Students, write your response!

# Examples of Sexual Harassment

Sexual comments about a person's body

Sexual gestures

Sexual (“dirty”) jokes

Sexual touching

Sexual suggestions or advances

Showing offensive sexual pictures, stories or objects

## Examples of Sexual Harassment

Sexual  
graffiti

Spreading  
rumors  
about  
another  
student's  
sexual  
behavior

Talking  
about  
one's own  
sexual  
activities  
in front of  
others


Touching  
oneself in  
a sexual  
manner in  
front of  
others

Name  
calling of  
a sexual  
nature



***According to the U.S. Department of Education,***

***"Conduct of a sexual nature is unwelcome when the student being harassed did not request or invite the conduct and regarded it as offensive or undesirable."***



# Flirting or Sexual Harassment (Where is the line?)





# Boundaries are:

not the same for  
everyone

Influenced by  
our beliefs,  
experiences  
and  
backgrounds

personal



**True or False:**  
**All people have the  
same boundaries**



Students choose an option

**True or False:**  
**We have to respect the boundaries of others.**



Students choose an option

# Boundary Stoplight Activity

With each statement that you see; drag a Green, Yellow, or Red icon to determine if a boundary is being crossed.

Green: It is harmless and fun, I can keep going!

Yellow: I should probably slow down or proceed with caution.

Red: I should stop immediately, because I am now harming or in danger of harming the other person involved.

# Boundary Activity

## RED-YELLOW-GREEN LIGHT



Whenever you tell a joke, the person always laughs.

The person never calls you back.

The person tells you they would just like to be friends.

When you try to start a conversation, they turn away.

When you ask a question they say, "whoa- that's too personal!"



Students, drag the icons!



# Boundary Activity

## RED-YELLOW-GREEN LIGHT



When you put your hand on their shoulder, they pull away.

When you ask the person to hang out, they always seem to be busy.

The person always texts you back quickly.

They smile at you when you're talking.

When you ask them out. They say they're not allowed to date.

Students, drag the icons!

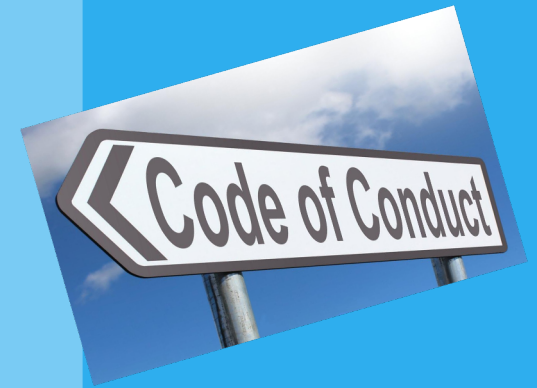




# Protection against Harassment

What is Title IX?  
Sex Discrimination  
Gender-based Violence and  
Harassment  
Rule 27 Student Code of Conduct

Make a copy of this [Google Form](#) and have students to respond. Remove this link before delivering lesson.





# Bullying: What is it?

ORQ: Bullying

**O:** What is something you observed (saw or heard)?

**R:** Reflect: How do you feel about bullying?

**Q:** Question: What is one question you have about bullying?



Students, write your response!

What do you think prevents people from confronting situations involving bullying of others?



Students, write your response!

Pear Deck Interactive Slide  
Do not remove this bar

## **BYSTANDER INVOLVEMENT**

- **They think, “It’s none of my business.”**
- **They fear getting hurt or becoming another victim.**
- **They feel powerless to stop the bully.**
- **They don’t like the victim or believe the victim “deserves” it.**
- **They don’t want to draw attention to themselves.**
- **They fear retribution.**
- **They think that telling adults won’t help or it may make things worse.**
- **They don’t know what to do.**

**TRY NOT TO  
SUFFER FROM  
BYSTANDER  
EFFECT**

# Bystander Quiz (True or False)

1. Bystanders are usually watching when kids get bullied.
2. Most kids who watch bullying feel uncomfortable.
3. Most kids who watch bullying do nothing to try to stop it.
4. Kids who silently watch bullying usually make things worse.
5. Kids who laugh at or cheer on bullying usually make things worse.
6. Kids who try to stop the bullying often make things better.
7. Sometimes grownups don't stop bullying because they don't see it happen, don't hear about it, or don't understand how much it hurts.
8. Both kids and adults can learn to become helpful.



Students, draw anywhere on this slide!

# Bystander Quiz (True or False)

Answers:

All

**true**

---


**What Role Do You  
Play?**

---


- **Do not ignore sexual harassment.**
- **Tell the person you do not like their behavior and ask them to stop. If you feel you can't tell them directly, write them a note.**
- **You need to tell your parents or guardians and/or tell a teacher, counselor or administrator at school.**



- **Talk to someone you trust about how you are feeling. Friends, parents or guardians, siblings, a trusted teacher, counselor or administrator can be helpful and provide the support that you need.**
- **Tell your teacher, counselor or principal that you are being sexually harassed. If you are not comfortable doing this, your parents or guardians can do this.**



**Exit Activity: What can we all do as a community to prevent harassment and bullying in school and beyond? Add your response to this [Jamboard](#)**



---

**Thank You for Your  
Participation**

